

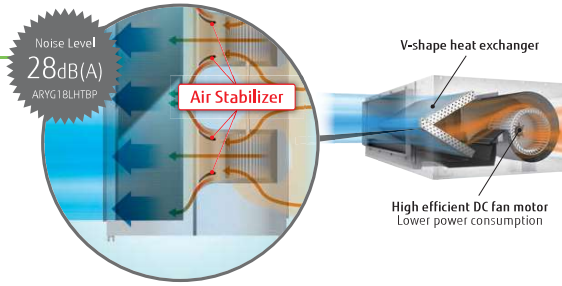
# Medium Static Pressure Duct

Compact & Comfort




## High Efficiency & Quiet operation

The combination of the V-shaped heat exchanger, air stabilizer, and the high efficient DC fan motor allowed high efficiency and quiet operation.



## Small and light weight outdoor unit

This model is much more compact than conventional outdoor unit. It can be installed in a narrow place.

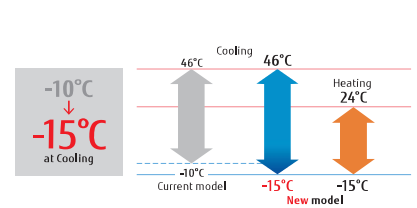


## Automatic Airflow adjustment function

This unique and innovative function detects required air flow in each application case and automatically adjust the volume.



## Low ambient operation



## Model: ARXG12KHTAP / ARXG14KHTAP / ARXG18KHTAP / ARXG22KHTAP / ARXG24KHTAP / ARXG30KHTAP / ARXG36KHTAP / ARXG45KHTAP / ARXG54KHTAP

NEW ARXG36KHTAP [3 phase] / NEW ARXG45KHTAP [3 phase] / NEW ARXG54KHTAP [3 phase]



### Specifications

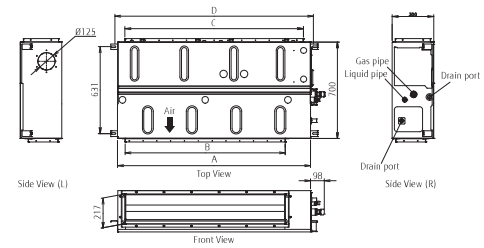
| Model No.                               | Indoor unit                     | Outdoor unit | Single phase: 230V, 50Hz  |                           |                           |                           |                           |                           |                           |                           |                           |                                       | 3 phase: 400V, 50Hz             |                           |  |
|---|---------------------------------|--------------|---------------------------|---------------------------|---------------------------|---------------------------|---------------------------|---------------------------|---------------------------|---------------------------|---------------------------|---------------------------------------|---------------------------------|---------------------------|--|
|   |                                 |              | ARXG12KHTAP<br>ADVC12KHTB | ARXG14KHTAP<br>ADVC14KHTB | ARXG18KHTAP<br>ADVC18KHTB | ARXG22KHTAP<br>ADVC22KHTB | ARXG24KHTAP<br>ADVC24KHTB | ARXG30KHTAP<br>ADVC30KHTB | ARXG36KHTAP<br>ADVC36KHTB | ARXG45KHTAP<br>ADVC45KHTB | ARXG54KHTAP<br>ADVC54KHTB | ARXG36/45/54KHTAP<br>ADVC36/45/54KHTB | ARXG45/54KHTAP<br>ADVC45/54KHTB | ARXG54KHTAP<br>ADVC54KHTB |  |
| Power Source                            | Cooling                         |              | kW                        |                           |                           |                           |                           |                           |                           |                           |                           |                                       |                                 |                           |  |
| Capacity                                | Heating                         |              | kW                        |                           |                           |                           |                           |                           |                           |                           |                           |                                       |                                 |                           |  |
| Input Power                             | Cooling/Heating                 |              | kW                        |                           |                           |                           |                           |                           |                           |                           |                           |                                       |                                 |                           |  |
|   |                                 |              | W/W                       |                           |                           |                           |                           |                           |                           |                           |                           |                                       |                                 |                           |  |
| EER                                     | Cooling                         |              | W/W                       |                           |                           |                           |                           |                           |                           |                           |                           |                                       |                                 |                           |  |
|   | Heating                         |              | W/W                       |                           |                           |                           |                           |                           |                           |                           |                           |                                       |                                 |                           |  |
| Pdesign                                 | Cooling/Heating(=10°C)          |              | kW                        |                           |                           |                           |                           |                           |                           |                           |                           |                                       |                                 |                           |  |
|   |                                 |              | W/W                       |                           |                           |                           |                           |                           |                           |                           |                           |                                       |                                 |                           |  |
| SEER                                    | Cooling                         |              | W/W                       |                           |                           |                           |                           |                           |                           |                           |                           |                                       |                                 |                           |  |
|   | Heating (Average)               |              | W/W                       |                           |                           |                           |                           |                           |                           |                           |                           |                                       |                                 |                           |  |
| SCOP                                    | Cooling                         |              | A+                        |                           |                           |                           |                           |                           |                           |                           |                           |                                       |                                 |                           |  |
|   | Heating (Average)               |              | A+                        |                           |                           |                           |                           |                           |                           |                           |                           |                                       |                                 |                           |  |
| Max. Operating Current                  | Cooling/Heating                 | A            | A                         |                           |                           |                           |                           |                           |                           |                           |                           |                                       |                                 |                           |  |
|   |                                 |              | A                         |                           |                           |                           |                           |                           |                           |                           |                           |                                       |                                 |                           |  |
| Annual Energy Consumption               | Cooling                         | kWh/a        | kWh/a                     |                           |                           |                           |                           |                           |                           |                           |                           |                                       |                                 |                           |  |
|   | Heating                         |              | kWh/a                     |                           |                           |                           |                           |                           |                           |                           |                           |                                       |                                 |                           |  |
| Moisture Removal                        | Indoor (Cooling)                | H/M/L/O      | l/h                       |                           |                           |                           |                           |                           |                           |                           |                           |                                       |                                 |                           |  |
|   | Indoor (Heating)                | H/M/L/O      | l/h                       |                           |                           |                           |                           |                           |                           |                           |                           |                                       |                                 |                           |  |
| Sound Pressure Level                    | Indoor (Cooling/Heating)        | High         | dB(A)                     |                           |                           |                           |                           |                           |                           |                           |                           |                                       |                                 |                           |  |
|   | Outdoor (Cooling/Heating)       | High         | dB(A)                     |                           |                           |                           |                           |                           |                           |                           |                           |                                       |                                 |                           |  |
| Sound Power Level                       | Indoor (Cooling/Heating)        | High         | dB(A)                     |                           |                           |                           |                           |                           |                           |                           |                           |                                       |                                 |                           |  |
|   | Outdoor (Cooling/Heating)       | High         | dB(A)                     |                           |                           |                           |                           |                           |                           |                           |                           |                                       |                                 |                           |  |
| Airflow Rate                            | Indoor / Outdoor (Cooling)      | High         | m³/h                      |                           |                           |                           |                           |                           |                           |                           |                           |                                       |                                 |                           |  |
|   | Indoor / Outdoor (Heating)      | High         | m³/h                      |                           |                           |                           |                           |                           |                           |                           |                           |                                       |                                 |                           |  |
| Static pressure range (Standard)        | Indoor                          | Pa           | Pa                        |                           |                           |                           |                           |                           |                           |                           |                           |                                       |                                 |                           |  |
|   | Outdoor                         |              | Pa                        |                           |                           |                           |                           |                           |                           |                           |                           |                                       |                                 |                           |  |
| Net Dimensions H x W x D                | Indoor                          | mm           | mm                        |                           |                           |                           |                           |                           |                           |                           |                           |                                       |                                 |                           |  |
|   | Outdoor                         |              | mm                        |                           |                           |                           |                           |                           |                           |                           |                           |                                       |                                 |                           |  |
| Weight                                  | Indoor                          | kg(lbs)      | kg(lbs)                   |                           |                           |                           |                           |                           |                           |                           |                           |                                       |                                 |                           |  |
|   | Outdoor                         |              | kg(lbs)                   |                           |                           |                           |                           |                           |                           |                           |                           |                                       |                                 |                           |  |
| Connection Pipe Diameter (Liquid / Gas) |                                 | mm           | mm                        |                           |                           |                           |                           |                           |                           |                           |                           |                                       |                                 |                           |  |
|   |                                 |              | mm                        |                           |                           |                           |                           |                           |                           |                           |                           |                                       |                                 |                           |  |
| Drain hose Diameter (I.D./O.D.)         |                                 | m            | m                         |                           |                           |                           |                           |                           |                           |                           |                           |                                       |                                 |                           |  |
|   |                                 |              | m                         |                           |                           |                           |                           |                           |                           |                           |                           |                                       |                                 |                           |  |
| Max Pipe Length (Pre-Charge)            |                                 | m            | m                         |                           |                           |                           |                           |                           |                           |                           |                           |                                       |                                 |                           |  |
|   |                                 |              | m                         |                           |                           |                           |                           |                           |                           |                           |                           |                                       |                                 |                           |  |
| Max Height Difference                   |                                 | m            | m                         |                           |                           |                           |                           |                           |                           |                           |                           |                                       |                                 |                           |  |
|   |                                 |              | m                         |                           |                           |                           |                           |                           |                           |                           |                           |                                       |                                 |                           |  |
| Operation Range                         | Cooling                         | °CDB         | °CDB                      |                           |                           |                           |                           |                           |                           |                           |                           |                                       |                                 |                           |  |
|   | Heating                         |              | °CDB                      |                           |                           |                           |                           |                           |                           |                           |                           |                                       |                                 |                           |  |
| Refrigerant                             | Type (Global Warming Potential) |              | R32 (GWP)                 |                           |                           |                           |                           |                           |                           |                           |                           |                                       |                                 |                           |  |
|   | Charge                          | kg(CO2eq-T)  | kg(CO2eq-T)               |                           |                           |                           |                           |                           |                           |                           |                           |                                       |                                 |                           |  |

### Optional parts

- Compact Wired Remote Controller: UTY-RCRYZ1, UTY-RNRYZ3
- Wired Remote Controller (Touch Panel): UTY-RRLRY
- Wired Remote Controller: UTY-RNNYM, UTY-RVNYM
- Simple Remote Controller (Without operation mode): UTY-RHRY
- Simple Remote Controller: UTY-RSRY, UTY-RSNYM, UTY-TERX, UTY-XSZX
- External Switch Controller: MODBUS® Interface: KNX® Interface:
- KNX® Converter: MODBUS® Converter: External input and output PCB: External Connect Kit: External input and output PCB: Long-Life Filter:
- UTY-VKSX, UTY-WMSX, UTY-YCSX, UTY-XWZXXZG, UTZ-GXNA, UTD-LFNA (36-54), UTD-LFNB (18-30), UTD-LFNC (12-14)
- UTY-FSXX1, FJ-RC-WIFI-1, UTY-LBTYM, UTY-VTGC, UTY-VTGCX, UTY-WXZXX3
- Wireless LAN Interface: IR Receiver Unit: Network Converter for single split (DC power supply type): Network Converter for single split (AC power supply type): (Outdoor unit 30/36/45/54) External Connect Kit:

### Dimensions

(Unit : mm)



|   | ARXG12/14KHTAP | ARXG18/22/24/30KHTAP | ARXG36/45/54KHTAP |
|---|----------------|----------------------|-------------------|
| A | 700            | 1,000                | 1,400             |
| B | 462            | 762                  | 1,162             |
| C | 650            | 895                  | 1,295             |
| D | 740            | 1,040                | 1,440             |